


Welcome to Seminole County's New Student Online Enrollment quick start guide. Follow the steps below to begin the process of enrolling a new student in Seminole County Public Schools.

****This guide is for parents that already have a Skyward Family Access account. If you are new to Seminole County or DO NOT have a Family Access account, please see our Parent Account Request guide.***

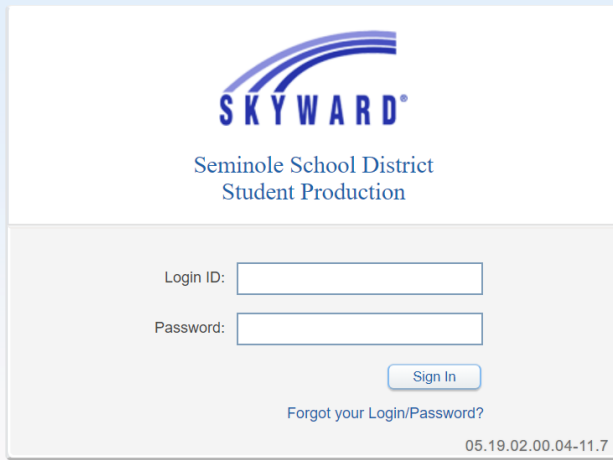


Navigate to www.scps.us

On the home screen click on *Enroll In SCPS*

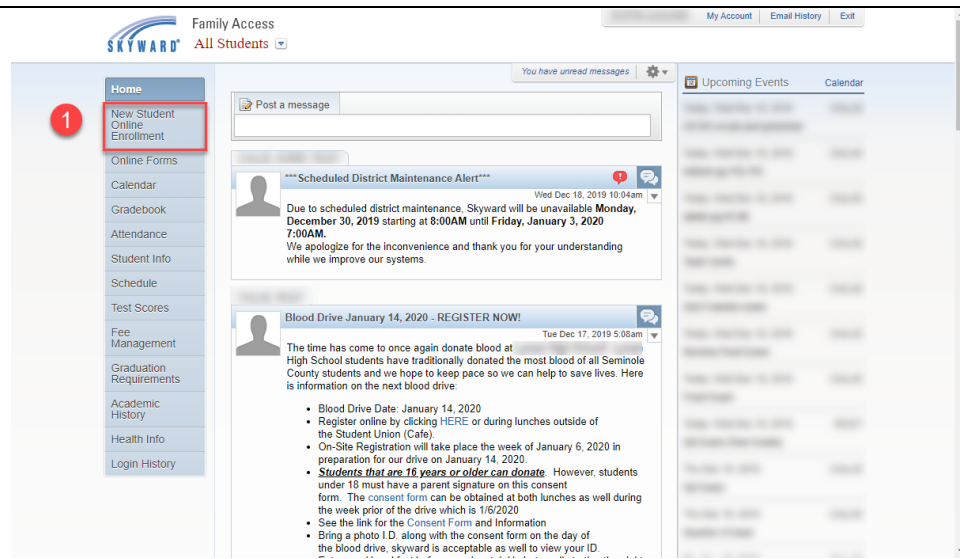
Complete steps 1 , 2, and 3 on the District web site to find your zoned school and gather the necessary documents. Proceed to step 4. Navigate to the [I have a Skyward Family Access Account-Please login](#)



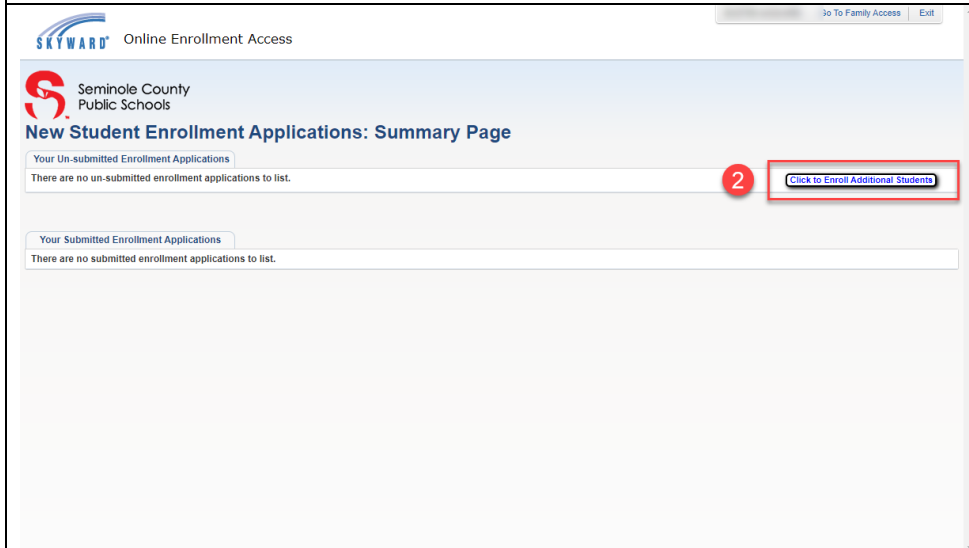


Login Area: Family/Student Access ▾

Login to your existing Skyward Family Access account.
Make sure the Login Area dropdown menu is set to Family/Student Access.



1. Click on New Student Online Enrollment.



2. Click to Enroll Additional Students

